


# LTM SERIES

## LAMBA TEST MODÜLLERİ

MR 32 ve MR 35 raylara monte edilebilir. LTM modüllerinde, her lambanın tek tek test edilmesini sağlayan modellerin yanında, tüm lambaların aynı anda test edilmesini sağlayan modeller de mevcuttur.

## LAMP TEST MODULES

Rail mounted on MR 32 and MR 35. LTM modules are designed to test lamps on signal modules. With these modules, all lamps can be tested with a single signal or each lamp can be tested with separate signals.



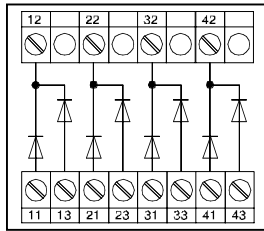
Device model (Cihaz modeli)	Sipariş No. (Cat No.)	Modül Uzunluğu (Length of Module)	Kablo Soyma Boyu (Insulation stripping Length)	Diod Tipi (Type of Diode)
LTM 4-S	114 040	45 mm	7 mm	1N 4007
LTM 6-S	114 060	73 mm	7 mm	1N 4007
LTM 7-A-S	114 071	53 mm	7 mm	1N 4007
LTM 11-A-S	114 111	73 mm	7 mm	1N 4007

## BAĞLANTI BİLGİLERİ / CONNECTION DATA

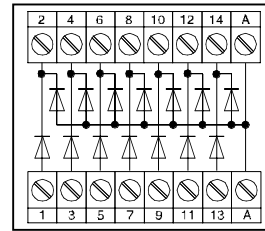
Tekli İletken, Vida Bağlantılı (Solid Strand, Screw Connection)	Çoklu İletken, Vida Bağlantılı (Fine Strand, Screw Connection)	AWG İletken (AWG Conductor)
0.5-4 mm <sup>2</sup>	0.5-2.5 mm <sup>2</sup>	AWG 26-14

## ELEKTRİKSEL ÖZELLİKLER / ELECTRICAL RATINGS

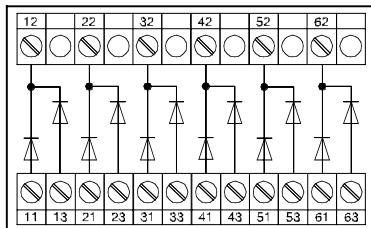
Diod Ters Gerilimi (Diode Reverse Voltage)	Diod Akımı (Diode Current)
1000 V	1 A



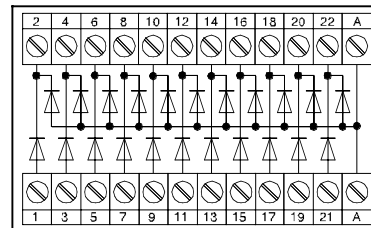
LTM 4-S



LTM 7-A-S



LTM 6-S



LTM 11-A-S